

Krypton® Multi

(Measuring disinfectants, pH, temperature, optional ORP, conductivity or 2nd DIS input)




Multi channel water monitoring system

Controlled and reliable measurements are driven by Kuntze Krypton® systems. The measuring system includes all customer needs for disinfectant measurement: instrument, software, sensors, assembly and cables.

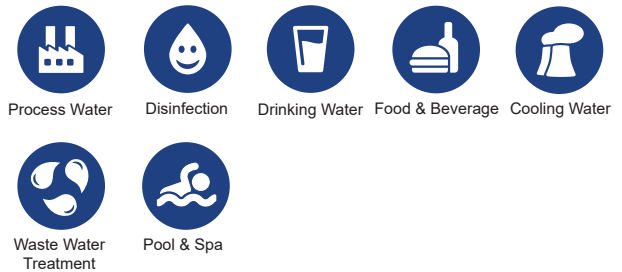
The Krypton® Multi is a measuring system for disinfectant, pH and temperature. Additionally, Redox, a 5th measurement (conductivity) can be added or the 6th input can be used for a second DIS input for Free or Total Chlorine.

Kuntze Krypton® Multi are delivered fully assembled and ready to use.

Krypton® Multi's water measurement process can be controlled at any time, from any place, on any device via Kuntze's Cloud Connect® service. All Kuntze products are Made in Germany.



Applications



Technical data

Measuring range

Disinfection (DIS 1)	Free Chlorine, Chlorine Dioxide, Total Chlorine	up to 1000 µg/l, 5.00 / 10.00 / 20.00 mg/l
	Ozone	up to 1000 µg/l, 5.00 / 10.00 mg/l
	Hydrogen Peroxide	up to 30.00 mg/l
pH	0.. 14.00 pH	
Temperature	0.. 50.0 °C (32.. 122 °F)	
Redox (optional)	1500.. +1500 mV	
5 th measuring input (optional)	Conductivity	up to 100.0 mS/cm
6 th measuring input (optional) (DIS 2)	Free Chlorine, Total Chlorine	up to 1000 µg/l, 5.00 / 10.00 / 20.00 mg/l

Input characteristics

Exactness DIS	+/- 2 % from measuring DIS range end (except Hydrogen Peroxid/ppm)	
Temperature measuring range	0.. 50°C (32.. 122 °F)	
Temperature compensation	0.0.. 8.0 %/K adjustable coefficient (DIS), nonlinear (pH)	
Digital input	Flow control, external controller stop, 2x level control, activation 2nd opr 3rd control parameter set, leakage	
Process conditions	pH-range	6.. 8 pH (free Chlorine) 6.. 9 pH (Chlorine dioxide, Ozone, Hydrogen peroxide) 6.. 10 pH (Total Chlorine)

Process conditions	Flow	Depending on assembly
	Min. conductivity	>150 µS/cm
	Temperature	Depending on sensor, assembly and reference measurement
	Pressure	Depending on sensor, assembly and reference measurement

Output characteristics

Alarm relay	up to 4 potentialfree CO, max. 250 V; 2 A, 550 VA
Output signal	Optional: 5 x 0/4.. 20 mA (scaleable, galvanically isolated)
	Load max. 500 Ohm
	Registration range Scaleable within the measuring range
Storage media	SD card up to 1 GB - Industry standard
Serial interface	Option: RS 485 Modbus RTU
	Baud rate 19200 kbs (Modbus)
	Data format 8 bit

Power supply

Line voltage	85.. 265 V AC / DC, 50.. 60 Hz; option: 24 V DC
Power consumption	10 VA

Process conditions

Temperature	Storage	-20°.. +65°C (-4°..149°F)
		exception sensor: 0..+30°C (32°..86°F)
	Operation	0°.. +50°C (32°.. 122°F)
Humidity	max. 90% rH at 40°C (non-condensing)	
Protection class	Wall mounted	IP 65

Controller

Control parameter	Free Chlorine, pH and other parameter optional
Control response	on/off controller (adjustable hysteresis) P/PI/PID controller (pulse-pause, pulse-frequency or continous output) 3-point controller with or without position feedback)
Relay	4 relays, each a potential-free CO contact, max. 250 V, 2A, 550 VA
Start delay	0.. 200 sec till controller active
Digital input	see input characteristics
Control parameter set	2nd and optional 3rd parameter set for night operation etc.

Language

Default language	English and German
Other options	Russian, Danish, Dutch, French, Polish, Spanish


Certificates and approvals

CE-Symbol	The product meets the requirements of the harmonized European standards and complies with the legal requirements of the EC directives.
EMC	EN 61000 6-1 (3) EN 61000 6-2 (4) EN 61326-1

Design configuration

Material	Board	PVC
	Assembly	PVC
	Instrument (housing)	ABS
	Sensor	Glass, plastic / gold / platin / Hastelloy
Dimensions	700 x 400 mm	
Weight	1.9 kg	
Connection	cable inlet:	6x M16, 10x M12
	plug-in terminal:	rigid/ flexible 0.14 - 1.5 mm ²
	relays / power supply	starr/flexibel 0.2-1 / 0.2-1.5 mm ²
	distribution block	0.5-1.5/ 0.5-1.5 mm ²
	water hose connection	DN 6/8

Mechanical drawing



Interface diagram

